



DESCRIPTION The Roto-Bin-Dicator® is the most universal of all level sensing technologies and is the most popular level switch used in dry bulk materials. The Roto-Bin-Dicator® is a rotating paddle type, bulk material level sensor offered with a wide variety of paddle options for unequalled application versatility. It is easy to install and requires no special tools or calibration.

The impact resistant injection molded Mini Roto has been designed for use in small bins and hoppers where mounting space is at a premium. This compact and rugged level sensor includes adjustable sensitivity allowing it to be used in materials with densities between 5 lbs/ft³ and 65 lbs/ft³.

FEATURES AND BENEFITS

Simple Mechanical Mechanism

- No calibration required

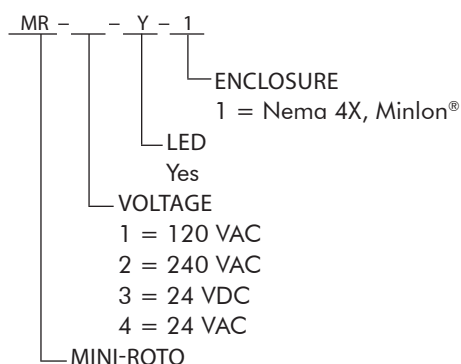
Wide Variety of Paddle Options

- Unequaled application versatility

Mount in Any Orientation

- High, intermediate, or low level indication
- Bulk densities from 5 lb/ft³ to 65 lb/ft³

HOW TO ORDER



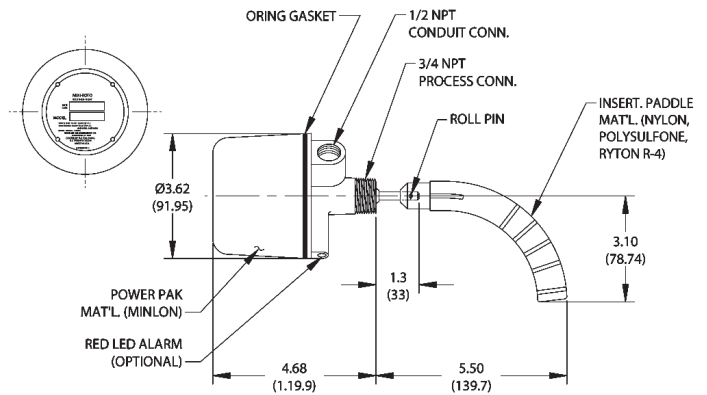
ACCESSORIES

LMR110006	2 Vane (3"x12") PVC Paddle
LMR110007	PVC Extension & Guard Assembly
LMR110008	304 SS Extension & Guard Assembly
LMR120003	Insertable paddle, Nylon®
LMR120006	4 Vane Paddle, Nylon®
LMR120024	4 Vane Paddle, Ryton®
LMR120025	4 Vane Paddle, Food Grade
LMR120026	Insertable Paddle, Ryton®
LMR120027	Insertable Paddle, Food Grade
LMR130025	Mounting Plate, Nylon®
LMR130026	Mounting Plate Gasket

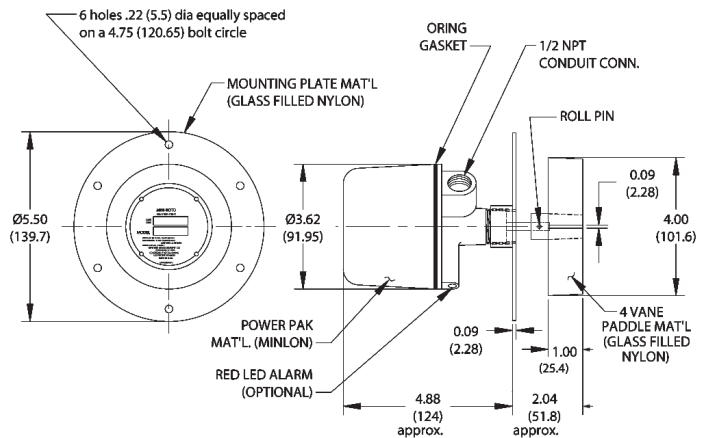
SPECIFICATIONS

FUNCTIONAL	
Operating Power	120/240 VAC, 24 VDC or 24 VAC
Motor Rating	Permanent-magnet synchronous, 2 watts
Switch Rating	SPDT 10A 125 VAC 10A 250 VAC ½ A 125 VDC ¼ A 250 VDC
Operating Temperature	-40° F (-40° C) to 200° F (93° C)
PHYSICAL	
Drive Shaft Assembly	Precision machined shaft with two shielded ball bearings
Shaft Seal	Teflon®/Viton™ Lipseal™ rated ½ micron @ 30 psi (2.1 kg/cm²) @ 400° F (204° C)
Housing and Cover	Injection Molded Minlon®, corrosion resistant weatherproof (NEMA 4, 4X, 5)
Mounting	¾" NPT
Paddle	Nylon®, Ryton® or Polysulfone Injection Molded; Insertable, 4 Vane and 2 Vane (PVC only)
Shaft Extension	PVC or 304 Stainless Steel
Conduit Entry	½" NPT
Screw Terminals	For power and switch wiring
Shipping Weight	1.0 lb (454 g)

DIMENSIONS



NOTE: BRKT'D. DIM'S () ARE IN M.M.



NOTE: BRKT'D. DIM'S () ARE IN M.M.